

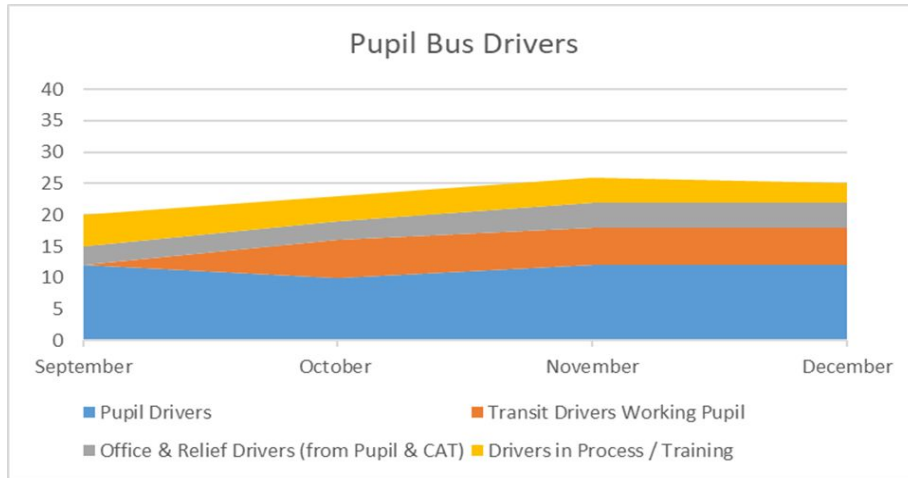
---

# Transportation & Attendance Update

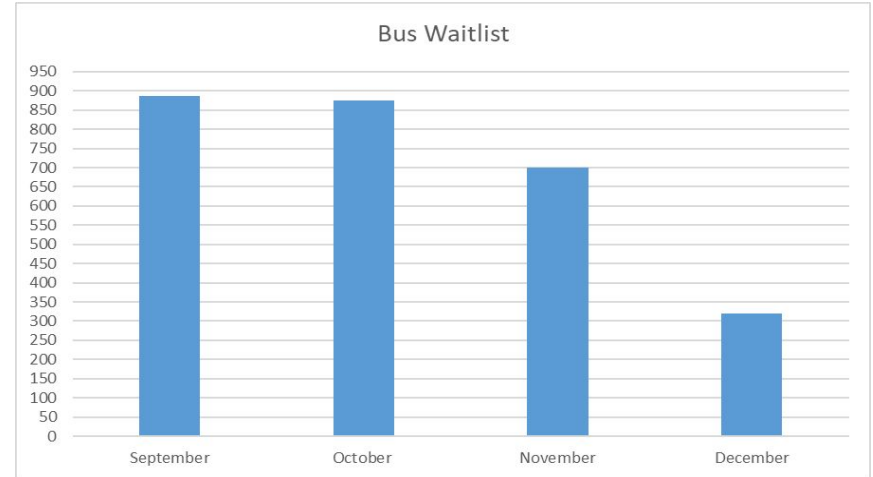
January 6, 2021



# City Pupil Transportation Snapshot



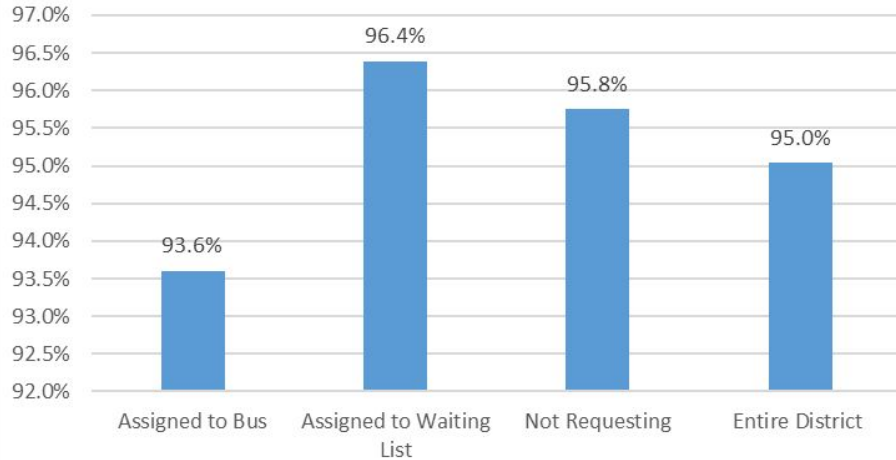
- 30 drivers needed for regular routes
- 40 is the goal to address relief & special needs
- Since December lost 2 drivers & 2 trainees
- 3 new trainees on-board but process is delayed due to weather and illness
- Currently using relief and office staff supervisors to cover the added routes



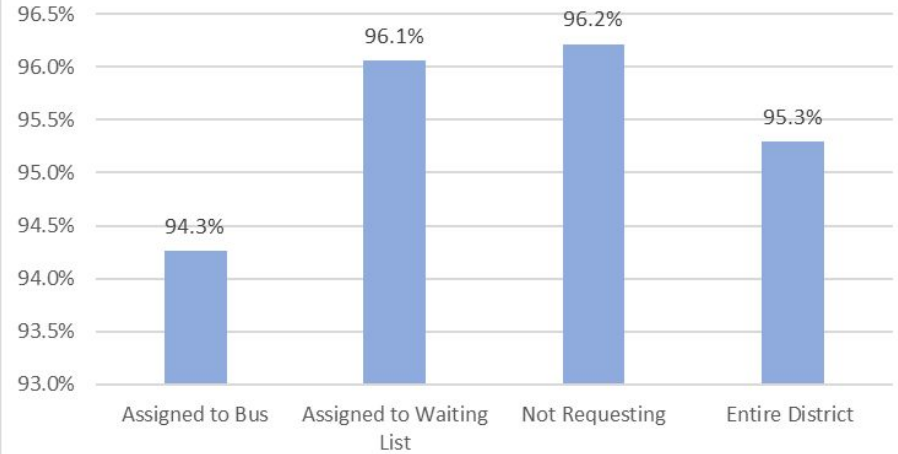
- 3 additional routes added (2 full & 1 double)
- Waitlist reduced from ~700 to ~300
- COVID protocols may temporarily reduce driver availability and impact routes
- We continue to monitor the immigrant student population and the additional impact this may have on transportation demands

# Attendance Snapshot for Nov. & Dec. 2021

AvgAttendanceRate - November



AvgAttendanceRate



## Year to Date:

- Assigned to Bus: 93.7 %
- Assigned to Waiting List: 95.7 %
- Not Requesting: 95.8%
- Entire Division: 94.8%

