

# School Safety & Security Update

School Board Work Session  
October 19, 2023

Kim Powell, Chief Operations Officer  
Todd Koogler, Coordinator of Safety and Security



# Update Topics

- Summary of 2023 Survey of Climate and Working Conditions Survey
- Trends Observed in CCS
- National Trends Reported on School Safety
- CCS Safety and Security Initiatives - Next Steps



# The Virginia School Survey of Climate and Working Conditions 2023

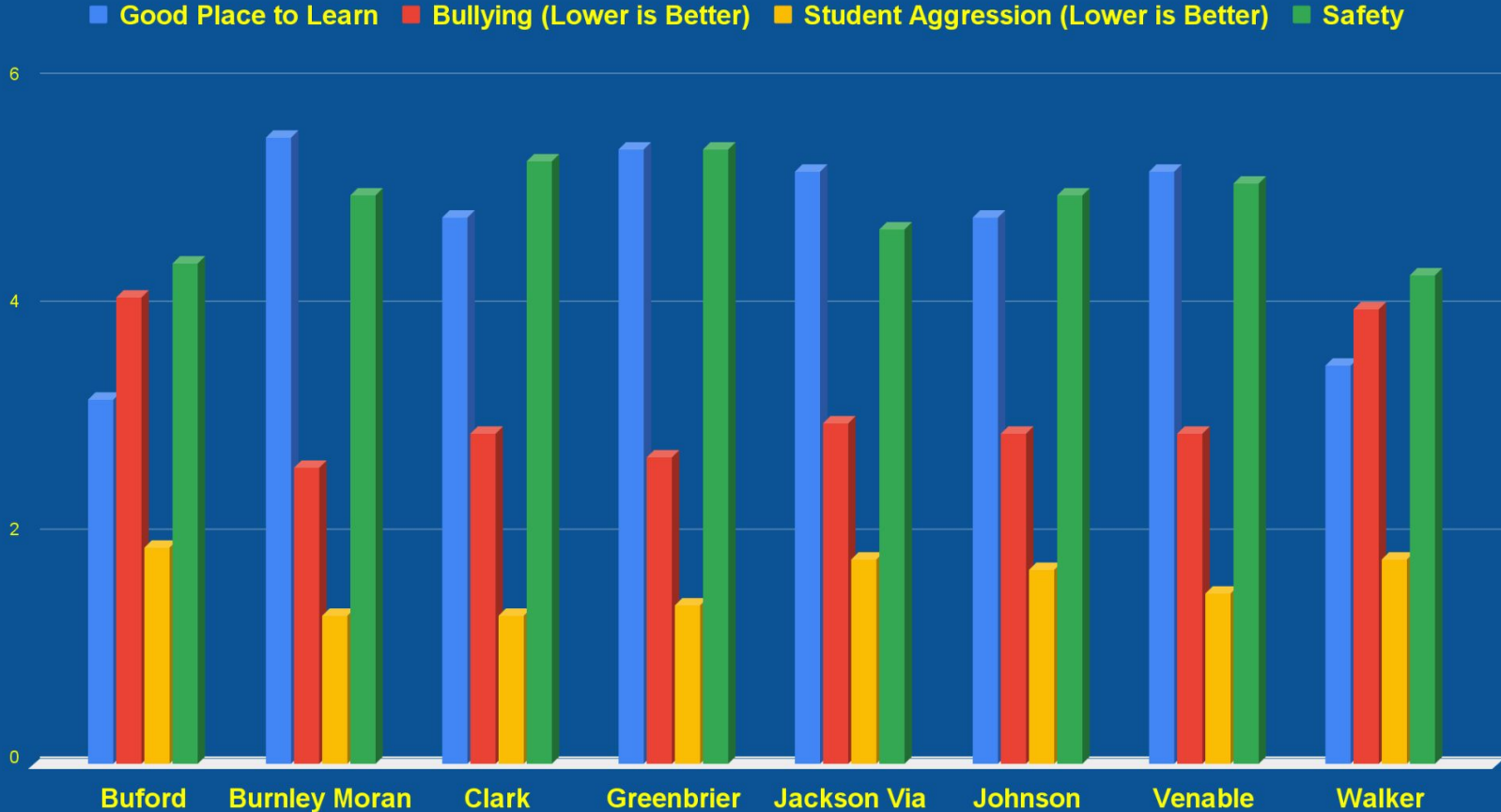
The purpose of this legislated survey administered by DCJS is to provide schools with information on school climate, safety, and working conditions in order to maintain a safe and orderly school environment conducive to learning.

- Annual process
- Student survey is administered in alternating years; middle school students are surveyed in odd years and high school students are surveyed in even years
- Companion survey for adults administered to all licensed staff (instructional and support personnel) and may also be administered to non-licensed staff
- Evolving instrument – DCJS has changed the instrument and reporting each year
- 2023 student survey issued to Walker 6th grade and Buford 7th & 8th grade
- 2023 staff survey encompassed the elementary schools in addition to Walker & Buford

Additional information and all survey results available at: [dcjs.virginia.gov](https://dcjs.virginia.gov)

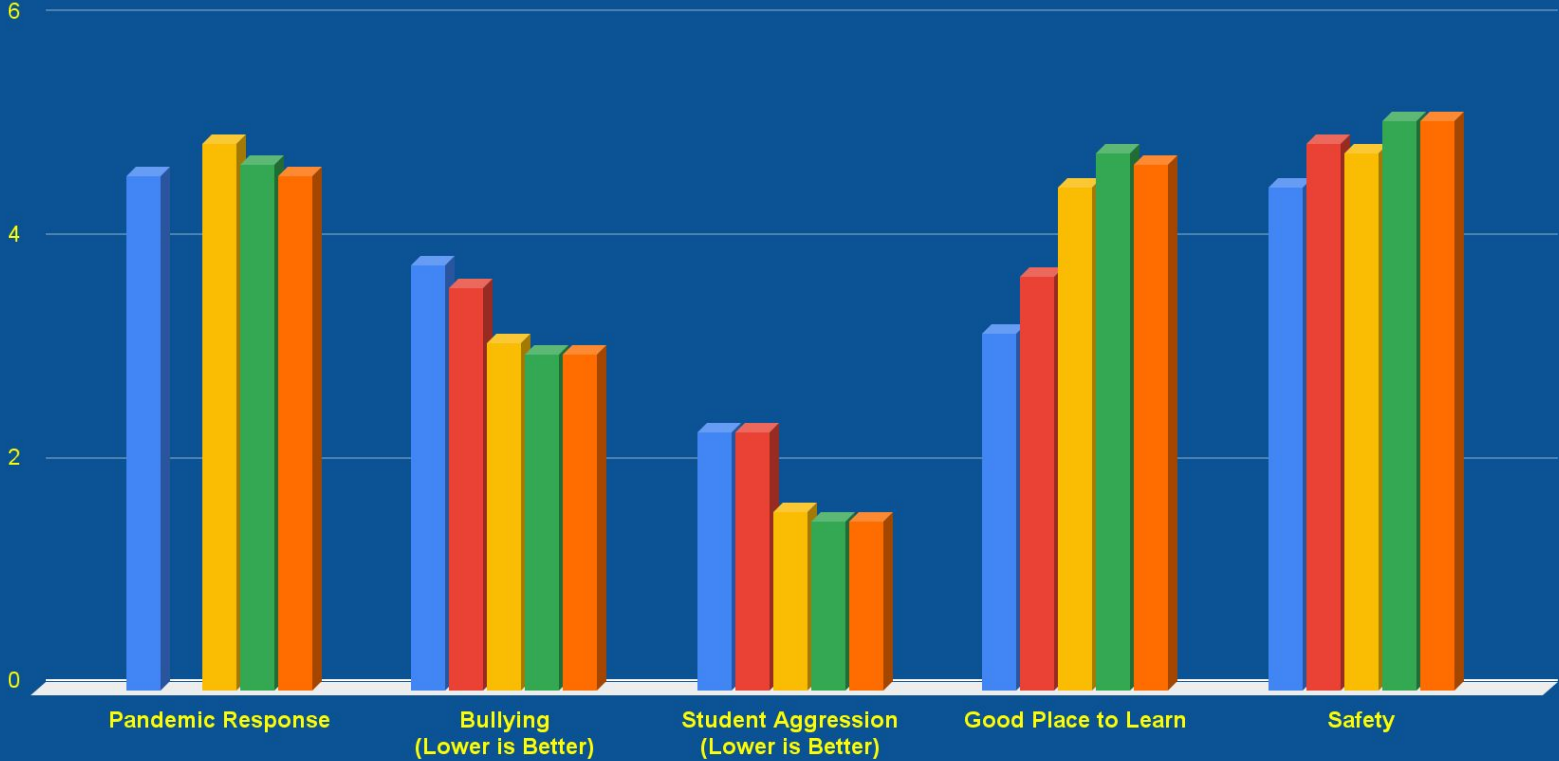


# Teachers Evaluation of Their Schools



# Student's Evaluation of Their Schools

■ Buford - Students   ■ Walker - Students   ■ Division   ■ Region   ■ State

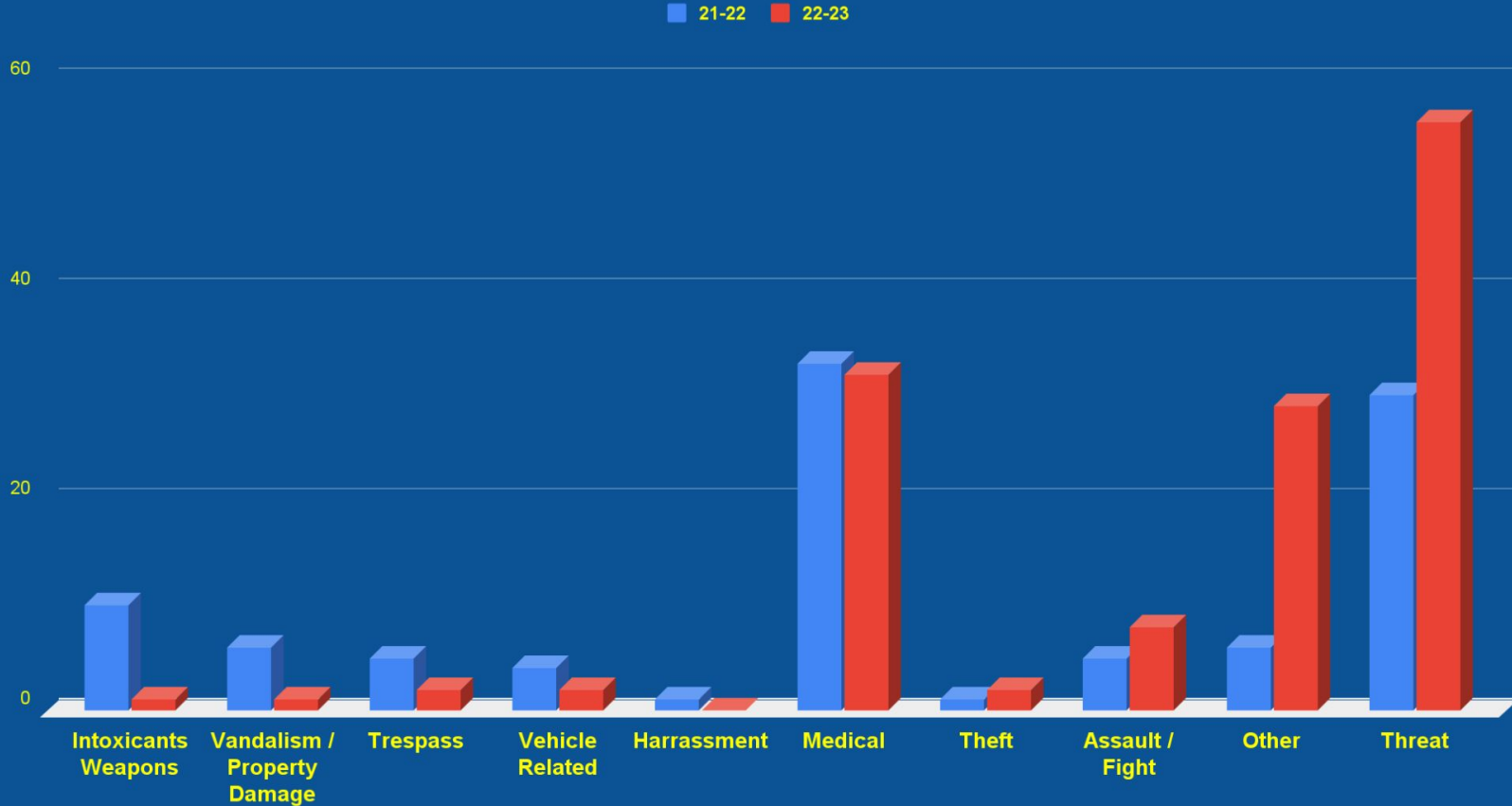


# First Responder Contacts School Year 22-23

- **Over 32% increase in first responder contacts from SY21-22 to SY22-23**
- **Incidents that can be classified as some type of threat increased over 80%**
  - There is some overlap between the threat assessment numbers and the numbers reported in the threat category for first responder contacts; however:
    - Not all threat assessments involve first responders, such as most threats of harm to self
    - Not all threats on the first responder contact log involve students or threat assessments, for example the “swatting” incidents
  - **Both threat assessment & threat response needs have increased sharply since the pandemic**
  - **Consistent with national trends for both mental health and school violence**
    - **The FBI reported threats against schools increased 60% nationwide in 2022**



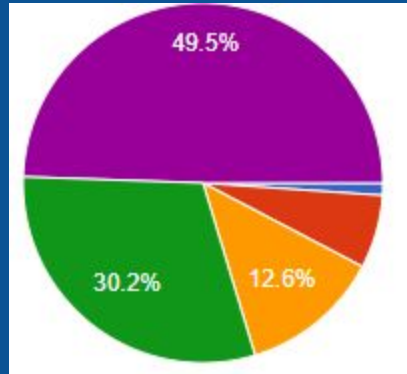
# Contact Log Summary for SY21-22 and SY22-23



# Threat Assessment Data

## 2021-2022 School Year

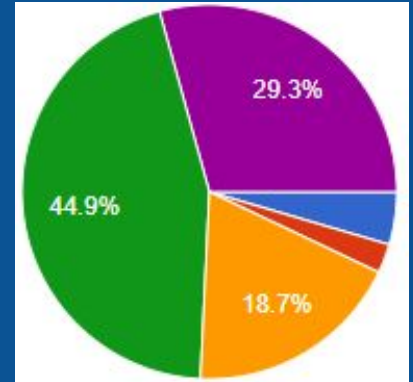
- 182 Responses
- No screen out process for Non-threats
- 85 threats to others
- 97 threats to self



- Imminent (Clear/immediate risk of harm to self or others within the next 24 hou...
- High (Threat is direct, specific, plausible, concrete steps taken toward impleme...
- Moderate (More direct and concrete than low level, some thought about ho...
- Low (Threat is vague and indirect, information contained within the threat..
- Transient (Not a genuine expression of intent of harm to self or others)

## 2022-2023 School Year

- 361 Total responses
- 163 Non-threats
- 198 full threat assessments
- 105 threats to others
- 95 threats to self





# Changes for 2023-24

- Ensure every new threat assessment team member is initially trained and each current member is refreshed every 3 years, as mandated by Code, effective 7/2023 (4 hour training)
- School based team training - pre-week, including Emergency Custody Orders -when and why - and other needed information
- Quarterly Threat Assessment Team meetings (school based)
- Establish “leads” for each school based team
- Create a Division level threat assessment team (review data, training, etc)
- Bullying Protocol rolled out in compliance with SB 1072



# Post Pandemic Trends in Education

In a School Safety Trends Report, which encompassed three separate survey periods (the Fall 2020, Spring 2021, and Fall 2021) it was observed that:

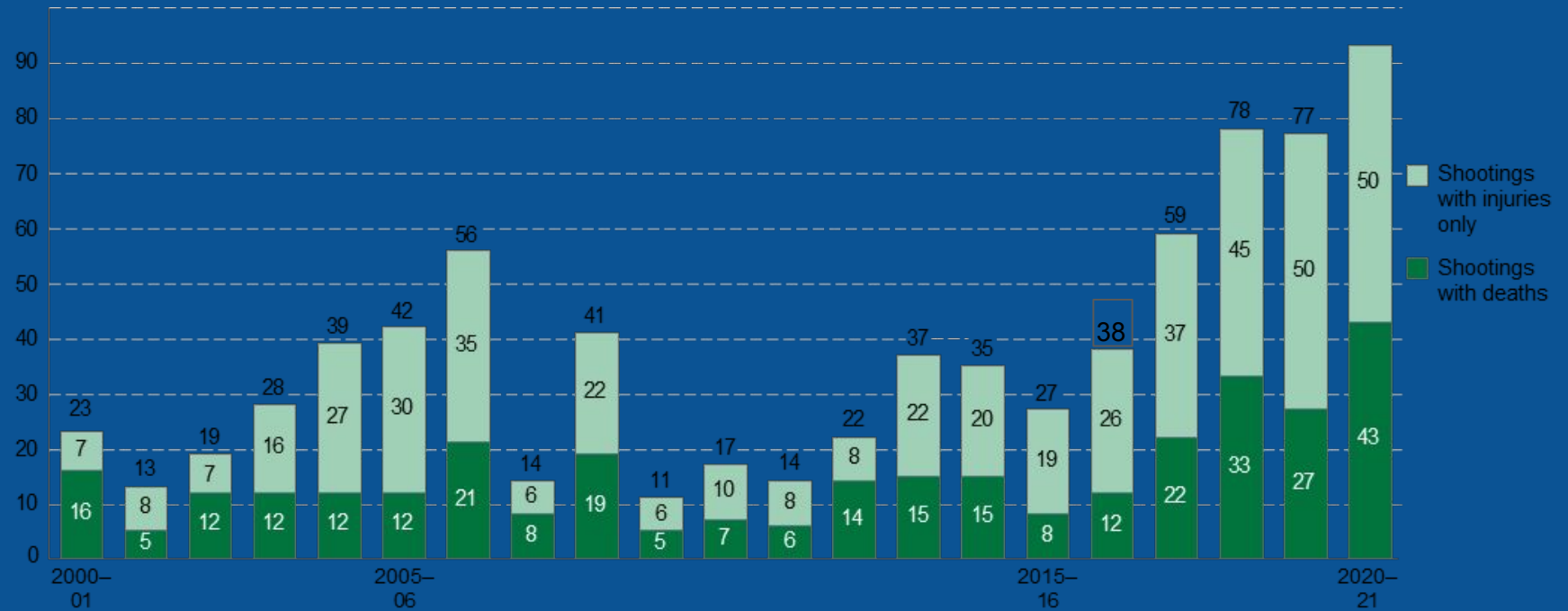
- Student behavior incidents increased 250%
- Medical incidents increased 130%
- Safety incidents per school increased 150%
- Number of staff requesting help increased 100%
- Staff called for help 22% more often

“School violence has risen to levels that we haven’t seen quite frankly.”

-Mo Canady, Executive Director of the National Association of School Resource Officers.

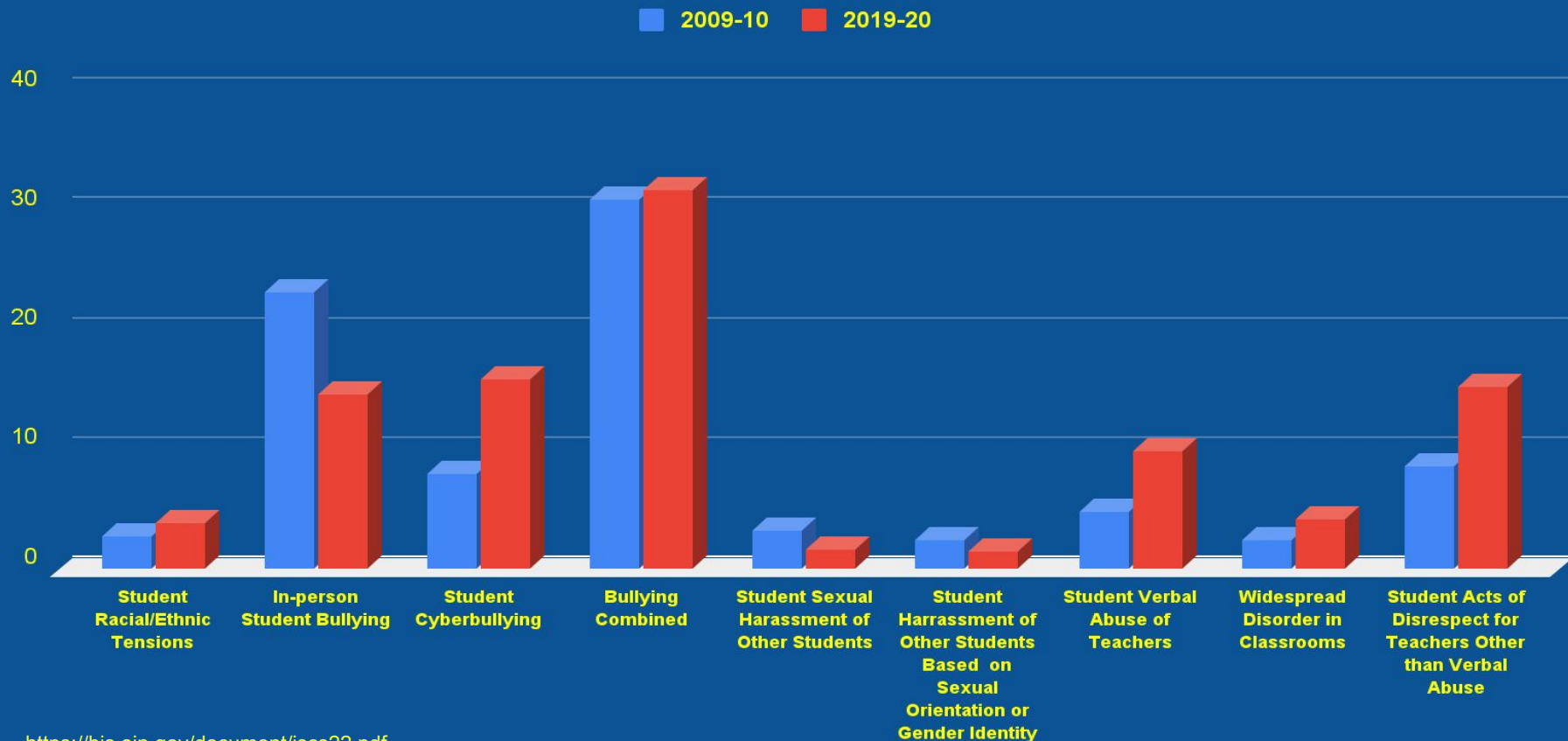


# Number of School Shootings Nationally with Casualties at Public and Private Elementary and Secondary Schools 2000-02 through 2020-21



NOTE: "School shootings" include all incidents in which a gun is brandished or fired or a bullet hits school property for any reason, regardless of the number of victims (including zero), time, day of the week, or reason (e.g., planned attack, accidental, domestic violence, gang-related). All data are reported for the school year, defined as July 1 through June 30. Data in this figure were generated using a database that aims to compile information on school shootings from publicly available sources into a single comprehensive resource. For information on database methodology, see K-12 School Shooting Database: Research Methodology (<https://www.cdbp.us/asset/resources/uploads/2020/09/CIJNS-K12-SSDR-Research-Method-Sept-2020.pdf>). Due to adjustments made to the learning mode (in-person, remote, or hybrid) during the coronavirus pandemic, caution should be used when comparing data since 2019-20 with those from earlier years. Some data have been revised from previously published figures.

# Percentage of Schools Reporting Selected Discipline Problems which Occurred at Least Once a Week



# Opportunities for Enhancements



# Cell Phones

- Students have used phones to avert school security at CHS
- Off & Away for the Day push has yielded some improvements in classrooms
- Hallways and common areas still challenging
- Yondr pouch information sessions held with CHS staff on Wednesday, October 18th



# Restroom Remodels

- Gender neutral
- Improved individual privacy
- Improved area supervision
  - Supports better monitoring for unsafe behaviors

CHS Design work in progress  
for 2024 construction.



Grant High School, Mahlum



# Other Physical Security Improvements

- Camera system upgrades & expansion to elementary schools
- Access control system expansion coupled with master re-keys
- Security film for glass in entry areas and select interior areas
- Visitor vestibule installations & improvements





# Weapons Detection

- Considering the Ceia OpenGate System
  - Lightweight and portable
  - Can be utilized indoors and outdoors
  - Unlike typical metal detector gates, OpenGate detects metal threats without mechanical or electrical connection between the two pillars
  - Reporting software measures false alarms, throughput, and sensitivity
- Currently utilized by Louisa County, Thomas Jefferson's Monticello, and UVA



# Other Areas for Improvement

- **First Responder Communications & Coordination**
- **Challenges:**
  - Threat assessment volume
  - School Incident volume and variety
  - Community incident impacts

