

ESL Program and Multilingual Learners Overview



November 3, 2023



Jeannie Pfautz
English Language
Specialist

Strategic Plan 2023-2028

Priority 1: Increase Academic Achievement

Target 5: 80% or more of students will demonstrate mastery and proficiency in tier 1 instruction.

Target 9: Increase reading achievement for all students to at least 75% proficiency across all student membership groups.

Target 10: Increase math achievement for all students to at least 70% proficiency across all student membership groups.

Priority 2: Provide a Culture of Safety, Wellness, and Belonging

Target 5: Establish baseline and increase family/student engagement.

Target 6: Maintain strong community partnerships across the division.

Target 7: Decrease chronic absenteeism to 15% or less for all students.



Strategic Plan 2023-2028

Priority 3: Support our Staff

Target 3: Make annual progress towards hiring licenced staff of color. Goal is for staff minority representation to match or exceed Charlottesville's area demographics as measured by census data.

Target 7: All staff will annually demonstrate culturally competent and equity-focused teaching practices.

Priority 4: Ensure Effective and Efficient Operations

Target 4: Eliminate waitlists for all students eligible for bus transportation.

Target 5: Annual increases in numbers of students walking, biking, or taking the CAT bus to and from school through continued partnership with City of Charlottesville.

Agenda

1. Multilingual Learners Overview
2. English Learner Enrollment and Staffing Changes
3. English Language Proficiency Data
4. Chronic Absenteeism Data
5. Adjustments and Enhancements
6. Next Steps



Multilingual Learners in CCS

39 different languages are spoken in CCS schools with the five most common other than English:

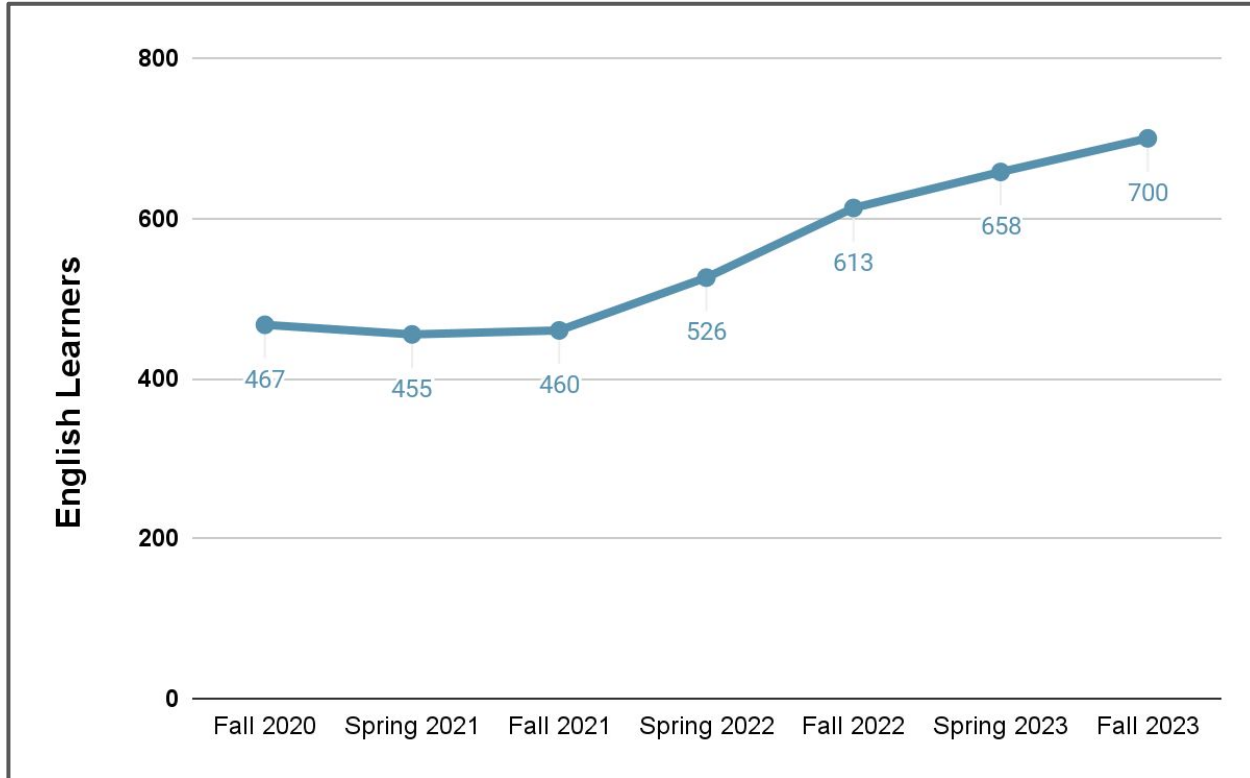
Spanish, Pashto, Dari, Arabic, Swahili

Students come from 40 different countries with the five most common:

Afghanistan, United States, Honduras, Syria, El Salvador

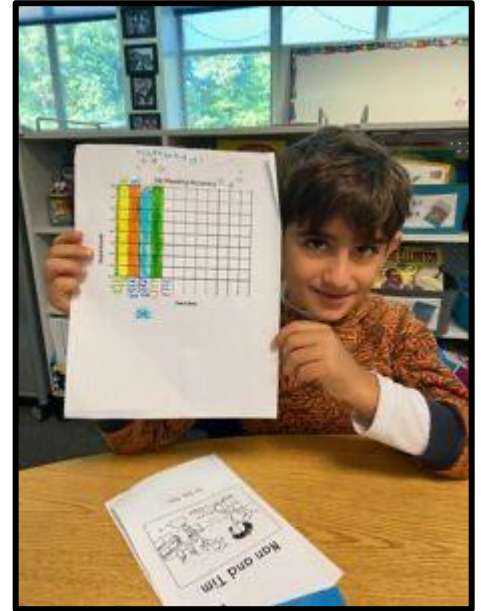


Enrollment changes from 2020 to 2023



English Learner numbers and staffing changes (fall)

	2021	2022	2023
Number of Students	460	613	699
Student change	-7	+153	+86
Number of ESL Teachers	17 FTE	19 FTE	22 FTE
Staff change	--	+2	+3



August to October 2023 Enrollment Changes

	Division	BMES	CES	GES	JVES	JES	VES	WUES	BMS	CHS
Aug 17	646	23	53	46	52	45	23	93	93	218
Oct 19	699	31	60	55	67	61	32	87	94	212
Pending enrollments*	21	1	1	1	3	--	5	4	2	4
TOTAL	720	32	61	56	70	61	37	91	96	216
Change since Aug.	+74	+9	+8	+10	+18	+16	+14	-2	+3	-2
ESL FTEs	22	1	2	2	2	2	1	3	3	6

*Pending enrollments: students registered or in our classrooms now but not yet officially enrolled in our ESL Program

English Language Proficiency Data (VDOE)

School Year	2018-2019	2019-2020	2020-2021	2021-2022	2022-2023
Total ELs	459	COVID (no data reported to the state)	364	495	627
CCS Percent ELs Progress	59%		38%	44%	49%
Virginia Percent ELs Progress	57%		36%	48%	49%
VDOE Progress Target	48%		50%	50%	52%

English Language Proficiency Data by Grade

Spring 2023 Progress By Grade						
Grade	Total Tested	Not Counted	N	Y	CCS % Progress	Virginia % Progress
1	55	11	19	25	57%	49%
2	62	14	33	15	31%	49%
3	62	8	31	23	43%	50%
4	45	9	5	31	86%	79%
5	46	13	16	17	52%	57%
6	49	10	27	12	31%	24%

English Language Proficiency Data by Grade


Spring 2023 Progress By Grade						
Grade	Total Tested	Not counted	N	Y	CCS % Progress	Virginia % Progress
7	33	5	15	13	46%	41%
8	41	10	13	18	58%	46%
9	62	25	14	23	62%	55%
10	48	15	21	12	36%	40%
11	35	2	15	18	54%	41%
12	26	5	13	8	38%	31%

2022-2023 Chronic Absenteeism by School

School	Burnley-Moran	Clark	Greenbrier	Jackson-Via	Johnson	Venable	Walker	Buford	CHS
Total:	12.2%	30.2%	9.4%	16.9%	17.5%	15.4%	25.3%	35.9%	18.6%
% EL absent	10%	31%	21.3%	27.9%	18.7%	26.7%	27.8%	34.3%	25.6%
Total ELs	28	69	59	60	52	32	110	76	197

Adjustments and Enhancements

- **Train-the-Trainers SIOP**
(Structured Instruction Observation Protocol) training for Instructional Coaches
- **District-Level Welcome Center**
to support new families with registration, school enrollment, and engagement



Next Steps

- SIOP training for all CCS teachers
- Increased ESL Staffing budget request
- Ongoing support for the CCS Welcome Center
- Language development support at CATEC

